



Agenda

- Overview
- FrameMaker templates
- FrameMaker books and files
- General WebWorks tips
- WebWorks troubleshooting tips

TechCom *Plus* FrameUsers 2003 Copyright 2003 TechCom Plus 2

Why Single Source?

- Reuse content for multiple purposes
 - Print
 - PDF
 - Online help
 - Context-sensitive help
- Save development time
- Save review time

TechCom *Plus* FrameUsers 2003 Copyright 2003 TechCom Plus 3

How WebWorks Publisher Works

- Converts content from FrameMaker book or set of files
- Ignores master pages and reference pages
- Eliminates numbering from the TOC
- Converts all cross references to links
 - Offers easy control to eliminate “on page xx”

TechCom *Plus* FrameUsers 2003 Copyright 2003 TechCom Plus 4

How WebWorks Publisher Works

- Uses mappings of styles from FrameMaker styles to WebWorks styles for:
 - Paragraph tags
 - Character tags
 - Table tags
- Recognizes conditional text
- Converts variables to text

TechCom *Plus* FrameUsers 2003 Copyright 2003 TechCom Plus 5


FrameMaker Templates

- Plan for look in print and online
 - Online may look very different
 - Depends partly on time and HTML/CSS skills
- Set up styles for all formats needed
 - No overrides
- Set up conditions for print and online
- Use a small, representative book as a “template” book

TechCom *Plus* FrameUsers 2003 Copyright 2003 TechCom Plus 6

FrameMaker Templates

1: ChapterTitle¶



- Example print template
- Simple does not have to be boring
 - Fonts
 - Color
 - Icons
 - Rules
 - Bullets
 - Side heads

TechCom Plus
FrameUsers 2003
Copyright 2003 TechCom Plus
7

FrameMaker Templates

- Online can have unique features
 - Breadcrumbs
 - Drop-downs
 - Related topic links
 - Pop-up topics
 - Full-text search

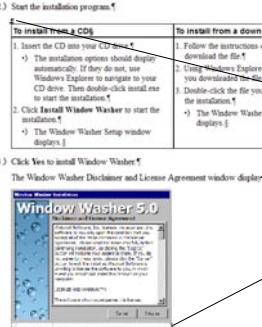
TechCom Plus
FrameUsers 2003
Copyright 2003 TechCom Plus
8

FrameMaker Templates

- Paragraph style tips
 - Match WebWorks style names to save time
 - No spaces in names to permit WebWorks styles to be the same
 - Unique style for any unnumbered paragraph within steps
 - Use an anchor tag for all tables and anchored frames

TechCom Plus
FrameUsers 2003
Copyright 2003 TechCom Plus
9

FrameMaker Templates



2.) Start the installation program ¶

To install from a CD¶	To install from a download¶
1. Insert the CD into your CD-ROM drive. ¶ The installation options should display automatically. If they do not, use Windows Explorer to navigate to your CD drive. Then double-click install.exe to start the installation.¶ ¶ The Window Washer Setup window displays.	1. Follow the instructions to download the file.¶ 2. Copy the file to a folder on your hard drive. ¶ The Window Washer Setup window displays.

3.) Click Yes to install Window Washer ¶

The Window Washer Disclaimer and License Agreement window displays.

Window Washer 5.0

Styles unique to steps
TableAnchorIndent
Indent
ScreenAnchorIndent

TechCom Plus
FrameUsers 2003
Copyright 2003 TechCom Plus
10

FrameMaker Templates

- Character style tips
 - Match WebWorks style names to save time
 - No spaces in names to permit WebWorks styles to be the same
 - Plan for no overrides

TechCom Plus
FrameUsers 2003
Copyright 2003 TechCom Plus
11

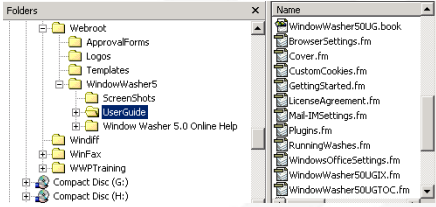
FrameMaker Templates

- Table style tips
 - Remember that HTML is less flexible on ruling
 - Can use font variations, shading, or colors in online

TechCom Plus
FrameUsers 2003
Copyright 2003 TechCom Plus
12

FrameMaker Books and Files

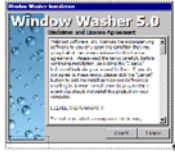
- General
 - Name files and folders without spaces or special characters



TechCom Plus
FrameUsers 2003
Copyright 2003 TechCom Plus 13

FrameMaker Books and Files

- Graphics
 - Shrink wrap (Esc m p)
 - The Window Washer Disclaimer and License Agreement window displays




- Use .jpg, .gif, or .png imported by reference to save processing

TechCom Plus
FrameUsers 2003
Copyright 2003 TechCom Plus 14

FrameMaker Books and Files

- Index
 - Page ranges and see or see also
 - Use conditions
 - Use different marker types



TechCom Plus
FrameUsers 2003
Copyright 2003 TechCom Plus 15

General WebWorks Tips

- Map all FrameMaker paragraph styles to a WebWorks style (not Default)
- Map all unnumbered styles that appear within steps to a “relative” style
- Map code styles Preformatted or PreformattedRelative

TechCom Plus
FrameUsers 2003
Copyright 2003 TechCom Plus 16

General WebWorks Tips

- Save all changes in FrameMaker
- Update the book
 - No update errors in Frame
 - No overrides, if possible
- Set conditions in WebWorks
- Generate in WebWorks

TechCom Plus
FrameUsers 2003
Copyright 2003 TechCom Plus 17

General WebWorks Tips

- If using WebWorks 7.0
 - Do not skip heading levels in FrameMaker
 - Set conditions in FrameMaker book
 - Must have TOC and index
 - Applies to most templates
 - Must be first and last files, respectively
 - Be sure that TOC links when you press **Ctrl+Alt** and click

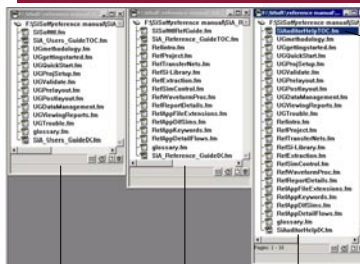
TechCom Plus
FrameUsers 2003
Copyright 2003 TechCom Plus 18

General WebWorks Tips

- If using WebWorks 7.0
 - Consider separate print and online books and templates
 - Eliminate TOC numbering for online
 - Set which index markers to use
 - Set conditions
 - Eliminate section numbering

TechCom Plus
FrameUsers 2003
Copyright 2003 TechCom Plus 19

General WebWorks Tips



TOC has no chapter or page numbers

User Guide Reference Guide Help book for JavaHelp

TechCom Plus
FrameUsers 2003
Copyright 2003 TechCom Plus 20

Troubleshooting Tips

- “Clean” mappings in WebWorks
 - No paragraph styles mapped to Default
 - Only +Override character style mapped to Default
- Check the WebWorks error log and resolve any errors

TechCom Plus
FrameUsers 2003
Copyright 2003 TechCom Plus 21

Troubleshooting Tips

- Check that title and heading styles have a selection in the In TOC? column
- Check all mappings
- Delete all files in the Temp folder under your WWP project folder

TechCom Plus
FrameUsers 2003
Copyright 2003 TechCom Plus 22

Troubleshooting Tips

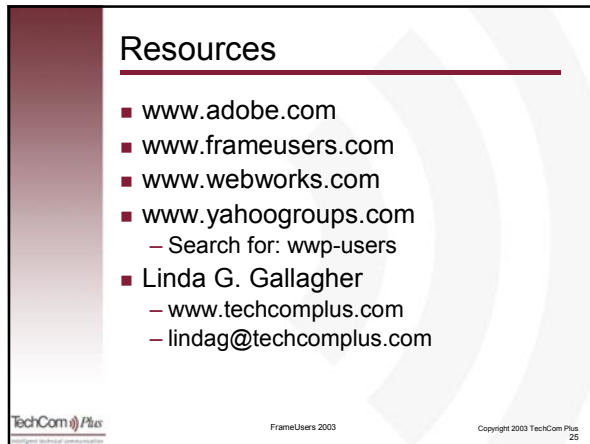
- Delete all files in the Output folder under your WWP project folder
- Make sure the files in the WWP project are the same as the FrameMaker book
- Make sure no cross references are to files that are not included in the WebWorks project

TechCom Plus
FrameUsers 2003
Copyright 2003 TechCom Plus 23

Troubleshooting Tips

- Check that full path to book has no spaces or special characters in folder and file names
- Regenerate; if still errors or problems
 - Delete all of the FrameMaker files and books from the WebWorks project, add them back in again, and regenerate

TechCom Plus
FrameUsers 2003
Copyright 2003 TechCom Plus 24



Resources

- www.adobe.com
- www.frameusers.com
- www.webworks.com
- www.yahogroups.com
 - Search for: wwp-users
- Linda G. Gallagher
 - www.techcomplus.com
 - lindag@techcomplus.com

TechCom Plus
Intelligent Technical Communication

FrameUsers 2003

Copyright 2003 TechCom Plus
25